

VARIABLE ANNUITIES INVESTMENT GUIDE

As of 11/1/23



INVESTMENT AND INSURANCE PRODUCTS ARE:

- NOT FDIC INSURED • NOT INSURED BY ANY FEDERAL GOVERNMENT AGENCY
- NOT A DEPOSIT OR OTHER OBLIGATION OF, OR GUARANTEED BY, THE BANK OR ANY OF ITS AFFILIATES • SUBJECT TO INVESTMENT RISKS, INCLUDING POSSIBLE LOSS OF THE PRINCIPAL AMOUNT INVESTED

WHY CHOOSE A VARIABLE ANNUITY

A variable annuity is a long-term contract between you and an insurance company that helps you grow, protect, and manage retirement savings in a tax-advantaged way. Variable annuities can provide:

- **Protected monthly lifetime** income so that you have money for as long as you live.
- **Protection against market loss** through living benefits that help minimize downside risk.
- **Tax-deferred growth** so that your money grows faster through the power of compounding.
- **Flexible access to your money** should you need it for the unexpected.
- **Leave a financial legacy** through a beneficiary benefit.

A beneficiary benefit is referred to as a death benefit in the prospectus.

As you plan for retirement, reflect on Pacific Life's icon, the humpback whale, which migrates thousands of miles each year with two goals in mind: sustaining its life and protecting its offspring. A Pacific Life variable annuity can help you reach similar goals: specifically, sustainable retirement income for you and financial protection for your family.

Talk with your financial professional about the important role a Pacific Life variable annuity could play as part of your retirement strategy.



Invest for the Long Term

When investing for the long term, you can help reduce the risk of market downturns by diversifying—or strategically spreading your money among different types of investments.

Because diversification is based on the fact that different types of assets generally react differently to changes in the markets, it may help your long-term investments grow while minimizing risk. At Pacific Life, we not only believe in diversification, we've created a way to help make it easier to achieve.

Pacific Life's variable annuity investment options offer:

- A large selection of investment options to choose from.
- Globally recognized and respected investment managers.
- A wide assortment of asset-class selections.
- Numerous investment options with net fund expenses of less than 1%.

Your financial professional has tools to help you assess your financial needs, investment time horizon, and risk tolerance. He or she can help you determine which investment option—or combination of options—may be right for you.

Asset allocation and diversification do not guarantee future results, ensure a profit, or protect against loss.

Annuity withdrawals and other distributions of taxable amounts, including death benefit payouts, will be subject to ordinary income tax. For nonqualified contracts, an additional 3.8% federal tax may apply on net investment income. If withdrawals and other distributions are taken prior to age 59½, an additional 10% federal income tax may apply. A withdrawal charge also may apply. Withdrawals will reduce the contract value and the value of the death benefits, and also may reduce the value of any optional benefits.

DIVERSIFY TO MANAGE MARKET VOLATILITY

By investing across a variety of major asset classes and investment styles, you can help your portfolio weather the market's ups and downs, while reducing your exposure to risk. This is demonstrated by the total returns of the diversified portfolio—indicated in dark blue—in the chart below.

	2003	2004	2005	2006	2007	2008	2009	2010	2011	2012	
Higher	Mid-Cap Blend 45.51	Foreign Stock 20.25	Foreign Stock 13.54	Foreign Stock 26.34	Large-Cap Growth 11.81	Fixed Income 5.24	Large-Cap Growth 37.21	Mid-Cap Blend 26.71	Fixed Income 7.84	Mid-Cap Blend 17.88	
	Foreign Stock 38.59	Mid-Cap Blend 18.29	Mid-Cap Blend 8.11	Large-Cap Value 22.25	Foreign Stock 11.17	Cash 2.06	Mid-Cap Blend 34.39	Large-Cap Growth 16.71	Large-Cap Growth 2.64	Large-Cap Value 17.51	
	Large-Cap Value 30.03	Large-Cap Value 16.49	Large-Cap Value 7.05	Mid-Cap Blend 16.17	Fixed Income 6.97	Diversified Portfolio -28.06	Foreign Stock 31.78	Large-Cap Blend 16.10	Large-Cap Blend 1.50	Foreign Stock 17.32	
Total Returns	Large-Cap Blend 29.89	Large-Cap Blend 11.40	Diversified Portfolio 6.63	Large-Cap Blend 15.46	Diversified Portfolio 6.06	Mid-Cap Blend -36.79	Large-Cap Blend 28.43	Large-Cap Value 15.51	Large-Cap Value 0.39	Large-Cap Blend 16.42	
	Large-Cap Growth 29.75	Diversified Portfolio 11.13	Large-Cap Blend 6.27	Diversified Portfolio 13.93	Large-Cap Blend 5.77	Large-Cap Value -36.85	Diversified Portfolio 22.54	Diversified Portfolio 13.08	Cash 0.10	Large-Cap Growth 15.26	
	Diversified Portfolio 24.90	Large-Cap Growth 6.30	Large-Cap Growth 5.26	Large-Cap Growth 9.07	Cash 5.00	Large-Cap Blend -37.60	Large-Cap Value 19.69	Foreign Stock 7.75	Diversified Portfolio -0.10	Diversified Portfolio 12.70	
	Fixed Income 4.10	Fixed Income 4.34	Cash 3.07	Cash 4.85	Mid-Cap Blend 1.38	Large-Cap Growth -38.44	Fixed Income 5.93	Fixed Income 6.54	Mid-Cap Blend -2.51	Fixed Income 4.21	
	Cash 1.15	Cash 1.33	Fixed Income 2.43	Fixed Income 4.33	Large-Cap Value -0.17	Foreign Stock -43.38	Cash 0.21	Cash 0.13	Foreign Stock -12.14	Cash 0.11	
Lower											

Source: Morningstar®, Inc., 2022.

Returns assume dividends and capital gains are reinvested. Indexes are unmanaged and cannot be invested in directly. Further, they hold no cash and incur no expenses. **The performance data herein represents past performance, which does not guarantee future returns.** The **Large-Cap Growth** category is represented by the Russell 1000® Growth Index. The **Large-Cap Value** category is represented by the Russell 1000® Value Index. The **Large-Cap Blend** category is represented by the Russell 1000® Index. These three indexes measure the performance of the growth and value styles of investing in large-cap U.S. stocks and are constructed to provide a comprehensive and unbiased barometer of the large-cap market. The **Mid-Cap Blend** category is represented by the Russell 2500™ Index, which measures the performance of both growth and value styles of investing in mid-cap U.S. stocks and is constructed to provide a comprehensive and unbiased barometer for the small- to mid-cap segment. The **Foreign Stock** category is represented by the MSCI EAFE Index (Morgan Stanley Capital International), which measures the performance of developed stock markets in Europe, Australasia, and the Far East. The **Fixed Income** category is represented by the Bloomberg Barclays U.S. Aggregate Bond Index, which includes U.S. government, corporate, and mortgage-backed securities, and maturities up to 30 years. The **Cash** category is represented by the BofA Merrill Lynch U.S. 3-Month Treasury Bill Index (T bill). The **Diversified Portfolio** is represented by an equal portion of the previously listed indexes. **Index performance is not illustrative of the performance of the diversified funds available through a Pacific Life variable annuity. For performance on Pacific Life investment options, visit PacificLife.com.**

DIVERSIFY TO MANAGE MARKET VOLATILITY

	2013	2014	2015	2016	2017	2018	2019	2020	2021	2022
Higher	Mid-Cap Blend 36.80	Large-Cap Value 13.45	Large-Cap Growth 5.67	Mid-Cap Blend 17.59	Large-Cap Growth 30.21	Cash 1.87	Large-Cap Growth 36.39	Large-Cap Growth 38.49	Large-Cap Growth 27.60	Cash 1.46
	Large-Cap Growth 33.48	Large-Cap Blend 13.24	Large-Cap Blend 0.92	Large-Cap Value 17.34	Foreign Stock 25.03	Fixed Income 0.01	Large-Cap Blend 31.43	Large-Cap Blend 20.96	Large-Cap Blend 26.45	Large-Cap Value -7.54
	Large-Cap Blend 33.11	Large-Cap Growth 13.05	Fixed Income 0.55	Large-Cap Blend 12.05	Large-Cap Blend 21.69	Large-Cap Growth -1.51	Mid-Cap Blend 27.77	Mid-Cap Blend 19.99	Large-Cap Value 25.16	Fixed Income -13.01
Total Returns	Large-Cap Value 32.53	Mid-Cap Blend 7.07	Diversified Portfolio 0.13	Diversified Portfolio 8.32	Mid-Cap Blend 16.81	Large-Cap Blend -4.78	Large-Cap Value 26.54	Diversified Portfolio 14.50	Mid-Cap Blend 18.18	Diversified Portfolio -14.29
	Foreign Stock 22.78	Diversified Portfolio 6.79	Cash 0.05	Large-Cap Growth 7.08	Diversified Portfolio 15.63	Diversified Portfolio -5.04	Foreign Stock 22.01	Foreign Stock 7.82	Diversified Portfolio 15.02	Foreign Stock -14.45
	Diversified Portfolio 21.59	Fixed Income 5.97	Foreign Stock -0.81	Fixed Income 2.65	Large-Cap Value 13.66	Large-Cap Value -8.27	Diversified Portfolio 21.92	Fixed Income 7.51	Foreign Stock 11.26	Mid-Cap Blend -18.37
	Cash 0.07	Cash 0.03	Mid-Cap Blend -2.90	Foreign Stock 1.00	Fixed Income 3.54	Mid-Cap Blend -10.00	Fixed Income 8.72	Large-Cap Value 2.80	Cash 0.05	Large-Cap Blend -19.13
	Fixed Income -2.02	Foreign Stock -4.90	Large-Cap Value -3.83	Cash 0.33	Cash 0.86	Foreign Stock -13.79	Cash 2.28	Cash 0.67	Fixed Income -1.54	Large-Cap Growth -29.14
Lower										

Source: Morningstar®, Inc., 2022.

CHOICE AND FLEXIBILITY TO HELP YOU REACH YOUR GOALS

At Pacific Life, we understand that you are an individual with specific investment goals and preferences. A “one size fits all” approach to diversification won’t work to meet your unique needs.

That’s why we’ve built flexibility into our investment lineup. Together with your financial professional, you can:

- **Select among a variety** of broadly diversified asset-allocation strategies (pages 8–17).
- **Use individual investment options** to create your own asset-allocation portfolio (pages 18–21).
- **Mix and match** any combination of investment options to customize your portfolio the way you choose.

If you’ve decided that a variable annuity is right for you, the next decision is how to allocate your contract value among the investment options. With the help of your financial professional, you can choose an investment strategy that best fits your retirement goals.



Every variable investment option has some degree of risk, depending on what it invests in and the strategies it uses. While all variable investment options are subject to market risk, some investment options may experience greater volatility than others. The variable investment options are not insured or guaranteed by the Federal Deposit Insurance Corporation (FDIC) or the National Credit Union Association (NCUA). It is possible to lose money by investing in these funds.

When creating a long-term financial plan, the quality of the investments you can access is critical to the overall success of your portfolio. That's why we're proud to offer some of the most well-known and respected investment-management firms in the industry. Their experience and expertise may help you achieve the greatest growth potential for your variable annuity portfolio.

Our investment lineup provides access to the following investment managers:



Third-party trademarks and service marks are the property of their respective owners. Fidelity, the Fidelity Investments Logo, and VIP FundsManager, are service marks of FMR LLC.

TARGET-RISK FUNDS

Pacific Dynamix® Portfolios and Portfolio Optimization Portfolios allow you to match the appropriate fund to your financial objectives, risk tolerance, and time horizon. Each fund is structured as a fund-of-funds (a fund that invests in other underlying funds) that has been diversified to achieve a specific target-risk level using a strategic mix of multiple asset classes, also known as target allocation. Each fund invests across a diversified blend of global equity and fixed-income asset classes, and PLFA adjusts the mix of investments based on the current economic environment, the portfolio manager's market outlook, and the fund's target allocation.



These funds are managed by Pacific Life Fund Advisors LLC (PLFA). Established in 2007, PLFA provides multi-asset-class solutions through its Asset Allocation, Manager Oversight, and Investment Risk Management groups. PLFA is an SEC-registered investment advisor and a wholly owned subsidiary of Pacific Life Insurance Company (Pacific Life).

As of 3/31/22, PLFA managed approximately \$30.3 billion in total assets under management.

There is a risk that better results could be achieved by investing in an individual fund or funds representing a single asset class rather than using asset allocation. A fund-of-funds is subject to its own expenses along with the expenses of the underlying funds. It is typically exposed to the same risks as the underlying funds in which it invests in proportion to the allocation of assets among those underlying funds, among other risks. Each underlying fund has its own investment goal, strategy, and risks. The prospectuses for the underlying funds for Portfolio Optimization Portfolios and Pacific Dynamix Portfolios are available at PacificLife.com.

PACIFIC DYNAMIX PORTFOLIOS

Each Pacific Dynamix Portfolio is an actively managed fund-of-funds that invests in a wide range of index-oriented underlying funds.

- **Index-based:** Lower expenses associated with passive investment instruments allow a Pacific Dynamix Portfolio to play a key role in managing the cost of your overall investment portfolio.
- **Multi-asset-class diversification:** Ten underlying investments in the Pacific Dynamix Portfolios offer global investment exposure across numerous asset classes and investment styles.
- **Multi-manager asset allocation:** Three well-respected money-management firms manage the respective investment sleeves, offering investment depth and knowledge.

BlackRock

BlackRock Investment Management manages the domestic-equity sleeve.

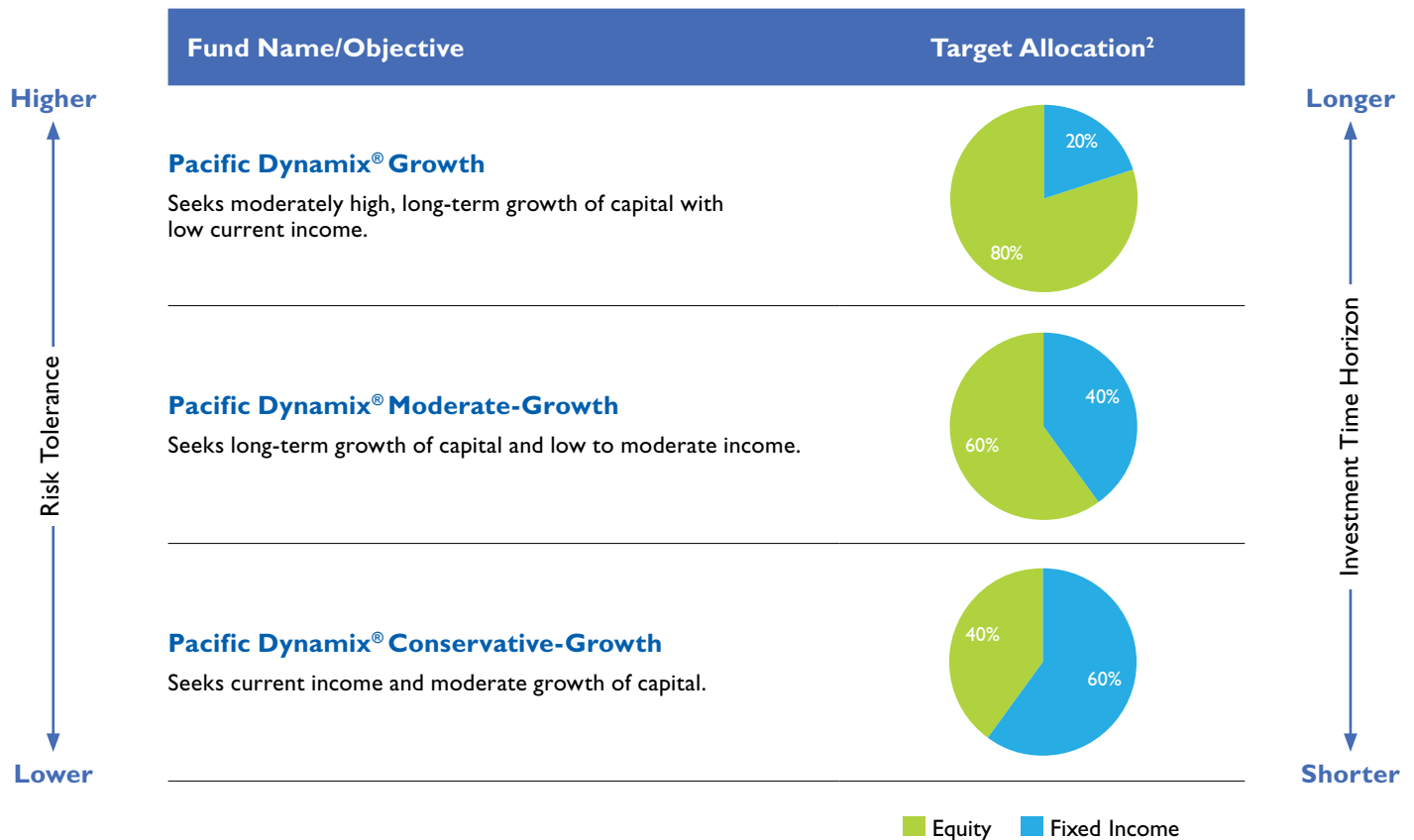


FIAM LLC manages the international-equity sleeve.¹

STATE STREET GLOBAL ADVISORS

SSGA Fund Management manages the fixed-income sleeve.

Pacific Dynamix Portfolios follow specific target allocations to help you choose the right portfolio based on your investment time horizon and risk tolerance. For example, Pacific Dynamix Growth may offer greater return potential for clients with longer investment time horizons and higher risk tolerances.



¹The subadvisor is FIAM LLC; Geode Capital Management, LLC, manages the Fund on a day-to-day basis as the sub-subadvisor.

²Under normal market conditions, the actual broad asset-class allocations are not expected to vary by more than 10% from the target allocations.

PORTFOLIO OPTIMIZATION PORTFOLIOS

Portfolio Optimization Portfolios are individual fund-of-funds that invest in a wide range of actively managed underlying funds. They help remove the complexity of building a diversified portfolio and can help you achieve your long-term financial goals without undue exposure to market ups and downs. Portfolio Optimization Portfolios are managed by a dedicated multi-asset solutions team and provide three key benefits: one-step diversification, core principles, and target-risk funds.

One-Step Diversification

PLFA follows a rigorous process to invest across global asset classes. This diversified approach has the potential to deliver consistent performance through most market regimes and makes it a core component of meeting your financial goals.

Three Core Principles

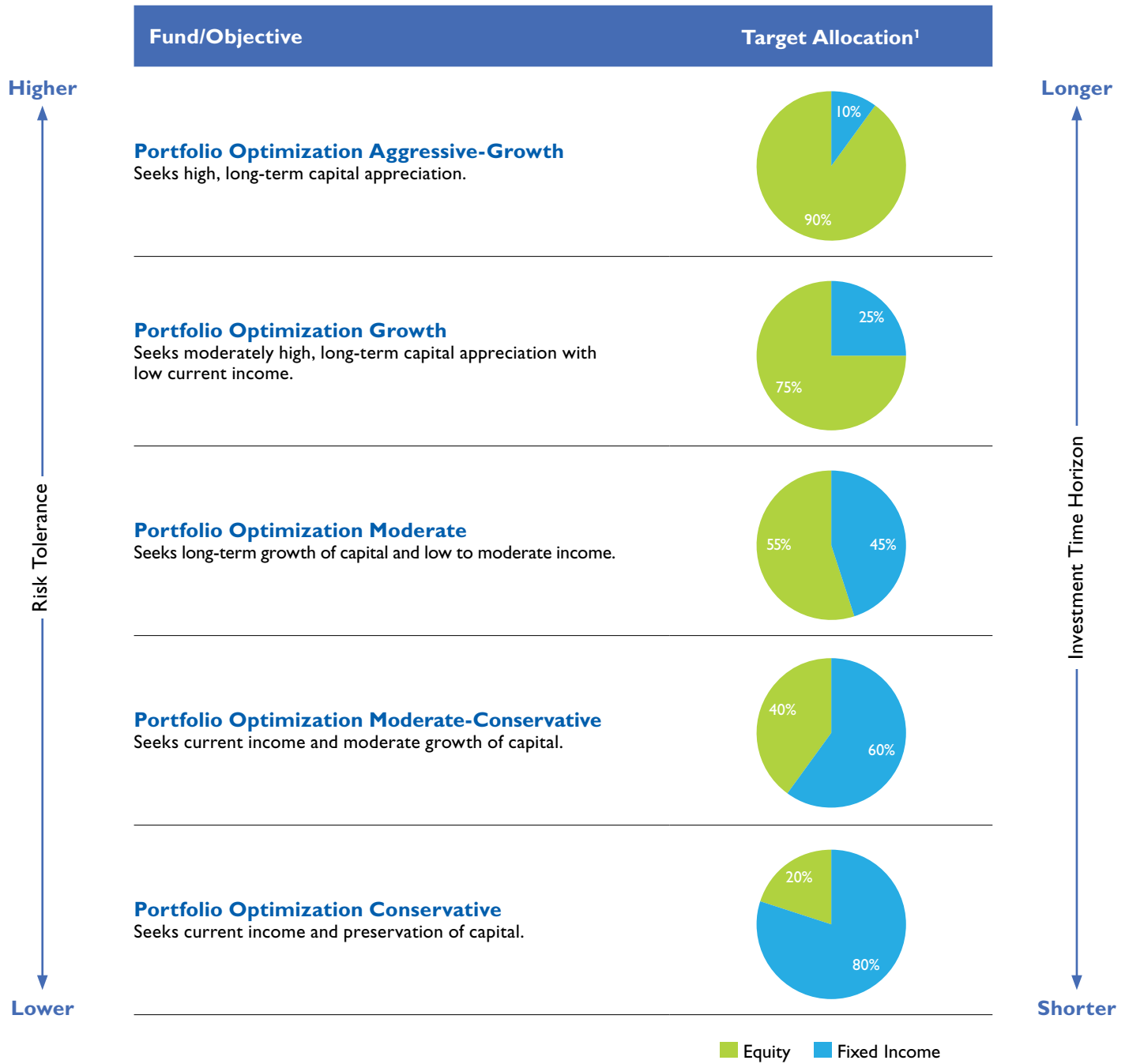
PLFA's investment philosophy is put into practice through three principles: maintaining a long-term focus, following facts not feelings, and avoiding market timing.

Five Target-Risk Funds

Portfolio Optimization Funds range in investment style from conservative to aggressive-growth to help match your risk tolerance and investment goals.



Portfolio Optimization Portfolios follow specific target allocations to help you choose the right portfolio based on your investment time horizon and risk tolerance. For example, Portfolio Optimization Conservative may offer clients with shorter investment horizons a more stable investment experience.

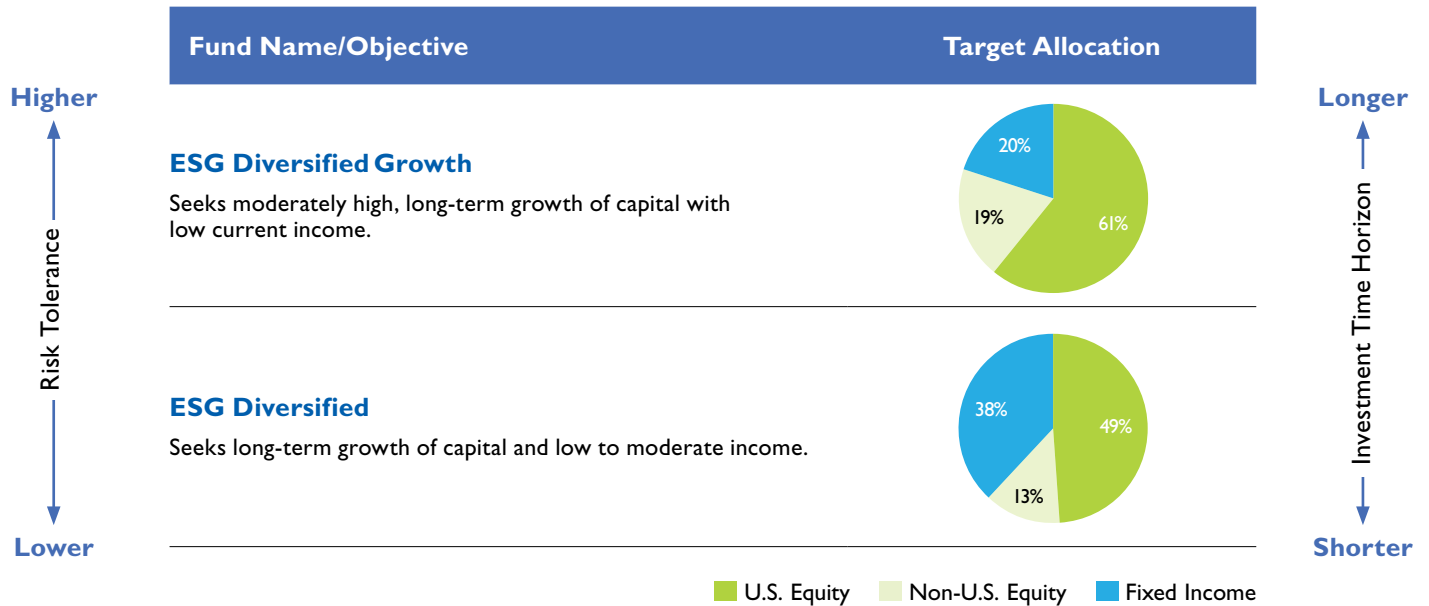


¹Under normal market conditions, the actual broad asset-class allocations are not expected to vary by more than 10% from the target allocations.

ESG DIVERSIFIED PORTFOLIOS

ESG Diversified Portfolios are designed to drive positive change for the broader world through incorporating environmental, social, and governance (ESG) factors into their investment strategy. These portfolios are actively managed fund-of-ESG-funds invested across global equity and fixed-income asset classes. This approach allows PLFA to select managers who can deliver competitive performance as well as strong ESG metrics (for example, low carbon footprint, high workplace safety standards).

ESG Diversified Portfolios follow specific target allocations to help you choose the right portfolio based on your investment time horizon and risk tolerance. For example, ESG Diversified Growth may offer greater return potential for those with longer investment time horizons and higher risk tolerances.



ASSET-ALLOCATION FUNDS

Not all investment managers adopt the same discipline in their approaches to asset allocation. Pacific Life variable annuities offer a variety of asset-allocation funds across multiple investment disciplines from well-known and respected investment managers. Talk with your financial professional about the discipline—or combination of disciplines—that can help meet your investment goals.

Fund	Portfolio Composition (%)	Summary	U.S./Global Focus ¹
American Funds® IS Asset Allocation FundSM		<p>American Funds® IS Asset Allocation FundSM has an investment mix falling within the following ranges: 40%–80% in equity securities, 20%–50% in debt securities, and 0%–40% in money-market instruments and cash. The Fund may invest up to 15% of its assets in common stocks and other equity securities of issuers domiciled outside the United States and up to 5% of its assets in debt securities of issuers domiciled outside the United States. In addition, the fund may invest up to 25% of its debt assets in lower-quality debt securities.</p>	
American Funds® IS Capital Income Builder® FundSM		<p>American Funds® IS Capital Income Builder® FundSM has two primary investment objectives. It seeks to provide a level of current income that exceeds the average yield on U.S. stocks generally and to provide a growing stream of income over the years. The Fund seeks to provide above-average current income and a growing stream of income from investments in income-providing securities, including established companies that pay high current income or have strong prospects for dividend growth.</p>	
American Funds® IS Global Balanced FundSM		<p>American Funds® IS Global Balanced FundSM aims to provide long-term growth of capital, conservation of principal, and current income by investing in stocks and bonds from around the world. Typically, stocks account for at least 45% of assets, and bonds at least 30% of assets.</p>	
American Funds® IS Managed Risk Asset Allocation FundSM		<p>American Funds® IS Managed Risk Asset Allocation FundSM invests in shares of the American Funds Insurance Series Asset Allocation FundSM while seeking to manage portfolio volatility and provide downside protection. The Fund employs a risk-management overlay to attempt to stabilize the volatility of the Fund around a target volatility level and reduce the downside exposure of the Fund during periods of significant market declines.</p>	

■ U.S. Equity
 ■ Non-U.S. Equity
 ■ Fixed Income
 ■ Cash
 ■ Other

¹U.S./Global Focus: Generally, a U.S.-focused investment will have an allocation to U.S.-based equity and fixed income that is greater than 60%. A global-focused investment will have an allocation to equity and fixed income, based outside the U.S., that is greater than 40%. Pie chart allocations reflect information as of 9/30/23 provided by Morningstar, Inc. Portfolio allocations can fluctuate and may change over time. Total allocation percentages may not equal 100% due to rounding.

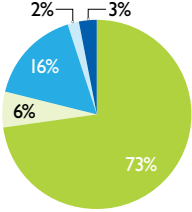

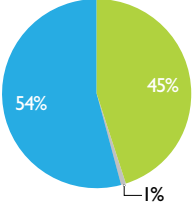

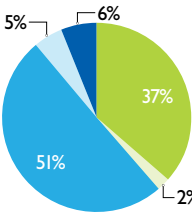

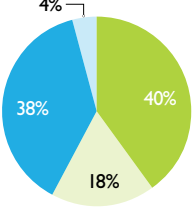

ASSET-ALLOCATION FUNDS (cont.)

Fund	Portfolio Composition (%)	Summary	U.S./Global Focus ¹
Avantis Balanced Allocation		Avantis Balanced Allocation is a fund-of-funds that seeks long-term growth of capital and low to moderate income. The Fund invests in U.S. and international equity and fixed-income Variable Investment Trusts (VITs) and/or Funds managed by Avantis Investors, Inc., and affiliates, with a disciplined approach that cost-effectively targets higher expected returns.	
BlackRock 60/40 Target Allocation ETF V.I. Fund		BlackRock 60/40 Target Allocation ETF V.I. Fund seeks to provide total return by investing approximately 60% of the portfolio in equity ETFs and approximately 40% of the portfolio in fixed-income ETFs.	
BlackRock Global Allocation V.I. Fund		BlackRock Global Allocation V.I. Fund invests in a portfolio of equity, debt, and money-market securities, seeking diversification across markets, industries, issuers, and cap ranges as one of its strategies to generate long-term growth with less volatility than global equities. The Fund has a flexible and well-diversified approach that seeks growth from high cash-flow equities, equity diversification, and income from bonds, and uses hedging instruments to reduce portfolio volatility.	
Delaware Ivy VIP Asset Strategy		Delaware Ivy VIP Asset Strategy seeks to provide total return through blending a sleeve of global equity securities and a diversifying sleeve of fixed income, U.S. Treasuries, precious metals, commodities, and cash. The portfolio generally seeks to invest 55–65% in equities and 35–45% in fixed income.	
Fidelity® VIP FundsManager® 60%		Fidelity® VIP FundsManager® 60% is an actively managed portfolio seeking a high total return by investing in a combination of actively managed underlying Fidelity® retail and Variable Insurance Products (VIP) funds. The strategic allocation of 60% equity and 40% fixed income will include a diversified mix of domestic-equity funds, international-equity funds, fixed-income funds, and money-market funds.	

■ U.S. Equity
 ■ Non-U.S. Equity
 ■ Fixed Income
 ■ Cash
 ■ Other

¹U.S./Global Focus: Generally, a U.S.-focused investment will have an allocation to U.S.-based equity and fixed income that is greater than 60%. A global-focused investment will have an allocation to equity and fixed income, based outside the U.S., that is greater than 40%.

Pie chart allocations reflect information as of 9/30/23 provided by Morningstar, Inc. Portfolio allocations can fluctuate and may change over time. Total allocation percentages may not equal 100% due to rounding.

Fund	Portfolio Composition (%)	Summary	U.S./Global Focus ¹
First Trust Dorsey Wright Tactical Core Portfolio		<p>The investment objective of the First Trust Dorsey Wright Tactical Core Portfolio (the Fund) is to provide total return. The Fund seeks to achieve its investment objective by investing, under normal conditions, at least 80% of its net assets (plus any investment borrowings) in ETFs, cash, and cash equivalents that comprise the Dorsey Wright Tactical Tilt Moderate Core Index (the Index). The Index will utilize the Dorsey Wright Dynamic Asset Level Investing (DALI) asset-allocation process developed by Dorsey Wright & Associates (DWA) to allocate assets over four asset classes: domestic equity, international equity, fixed income, cash and cash equivalents.</p>	
First Trust/Dow Jones Dividend & Income Allocation Portfolio		<p>First Trust/Dow Jones Dividend & Income Allocation Portfolio seeks to provide total return by allocating among dividend-paying stocks and investment-grade bonds. The Fund will focus on investing in approximately 50% dividend-paying equities selected from the Dow Jones U.S. Total Stock Market Index, approximately 50% investment-grade bonds of issuers included in the Dow Jones Corporate Bond IndexSM, investment-grade bonds of issuers included in the Dow Jones Industrial Average, and U.S. government and agency securities.</p>	
First Trust Multi Income Allocation Portfolio		<p>First Trust Multi Income Allocation Portfolio seeks to achieve its objective by following a strategic and tactical asset-allocation process that provides diversified exposure to investment-grade and non-investment-grade debt markets. The Fund will invest among nine income-generating, diversified asset classes: High Dividend Paying Equities, Preferred Securities, Master Limited Partnerships, Real Estate Investment Trusts, High Yield Bonds, Senior Loans, Corporate Bonds, Mortgage Backed Securities, and Treasury Inflation-Protected Securities. These asset classes provide a broader scope of investment opportunities that can offer higher yield and meaningful diversification relative to traditional bond strategies.</p>	
Franklin Allocation VIP Fund		<p>Franklin Allocation VIP Fund seeks capital appreciation with income as a secondary goal by allocating to multiple investment strategies. The strategies are managed by individual Franklin Templeton investment teams, each with its own style and approach. The Fund generally will maintain around a 60/40 equity/fixed-income composition, resulting in a portfolio diversified across asset classes, sectors, regions, and investment styles.</p>	

■ U.S. Equity
 ■ Non-U.S. Equity
 ■ Fixed Income
 ■ Cash
 ■ Other

¹U.S./Global Focus: Generally, a U.S.-focused investment will have an allocation to U.S.-based equity and fixed income that is greater than 60%. A global-focused investment will have an allocation to equity and fixed income, based outside the U.S., that is greater than 40%. Pie chart allocations reflect information as of 9/30/23 provided by Morningstar, Inc. Portfolio allocations can fluctuate and may change over time. Total allocation percentages may not equal 100% due to rounding.

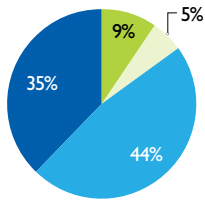

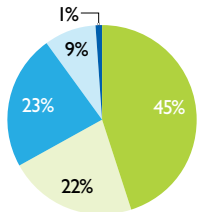

ASSET-ALLOCATION FUNDS (cont.)

Fund	Portfolio Composition (%)	Summary	U.S./Global Focus ¹
Franklin Income VIP Fund		Franklin Income VIP Fund follows a value-oriented investment philosophy seeking income and long-term capital appreciation potential by investing in dividend-paying stocks, convertible securities, and bonds. The Fund's flexible investment approach allows for potential attractive opportunities across market cycles.	
Invesco V.I. Balanced-Risk Allocation Fund		Invesco V.I. Balanced-Risk Allocation Fund is designed to provide capital loss protection during down markets by investing in multiple asset classes: equities, fixed income, and commodities, such that no one asset class drives the Fund's performance. Actual allocation will vary based on the manager's view of risk associated with each asset class. It is expected that the annualized volatility level for the Fund will be, on average, approximately 8%.	
Invesco V.I. Equity and Income Fund		Invesco V.I. Equity and Income Fund seeks to build wealth and manage risk through ownership of large companies the team feels are poised to benefit from positive business developments, while minimizing risk through comprehensive diversification of stocks, bonds, and convertible bonds.	
Janus Henderson VIT Balanced Portfolio		Janus Henderson VIT Balanced Portfolio is a multi-asset portfolio offering the potential for long-term capital appreciation with the flexibility to navigate uncertain and volatile markets. The Fund invests 35–65% of its assets in equity securities, depending on market conditions, and the remaining assets in fixed-income securities and cash equivalents. The Fund's dynamic asset-allocation strategy attempts to defensively position ahead of market volatility while seeking strong, risk-adjusted returns.	
MFS® VIT Total Return Series		MFS® VIT Total Return Series invests approximately 60% of the Fund's assets in equity securities and approximately 40% of the Fund's assets in debt instruments. The Fund's equity holdings focus on income-producing equity securities and companies it believes are undervalued compared to their perceived worth (value companies), and primarily with large capitalizations. Of the Fund's investments in debt instruments, MFS generally invests substantially all these investments in investment-grade quality debt instruments.	

■ U.S. Equity
 ■ Non-U.S. Equity
 ■ Fixed Income
 ■ Cash
 ■ Other

¹U.S./Global Focus: Generally, a U.S.-focused investment will have an allocation to U.S.-based equity and fixed income that is greater than 60%. A global-focused investment will have an allocation to equity and fixed income, based outside the U.S., that is greater than 40%.

Pie chart allocations reflect information as of 9/30/23 provided by Morningstar, Inc. Portfolio allocations can fluctuate and may change over time. Total allocation percentages may not equal 100% due to rounding.

Fund	Portfolio Composition (%)	Summary	U.S./Global Focus ¹
PIMCO VIT All Asset Portfolio		<p>PIMCO VIT All Asset Portfolio is a fund-of-funds that seeks to provide maximum real return consistent with preservation of real capital and prudent investment management. The underlying funds consist of PIMCO funds, PIMCO ETF Trusts, or PIMCO Equity Series. The fund traditionally emphasizes “third pillar” assets (e.g., emerging-market bonds and stocks, credit, commodities, real estate investment trusts (REITs), Treasury Inflation-Protected Securities (TIPS), and other alternative strategies).</p>	
State Street Total Return V.I.S. Fund		<p>State Street Total Return V.I.S. Fund is a broadly diversified portfolio that provides exposure to three primary asset classes: (1) equity securities (U.S. and non-U.S.), (2) fixed income (U.S. and non-U.S.), and (3) alternative-style investments. The Fund’s overall strategic target allocation range is: 45–65% equity securities, 30–50% fixed-income securities, and 3–15% alternative investments. The Fund’s managers may from time to time make tactical adjustments to the Fund’s allocation to a particular sub-asset class to pursue short- to intermediate-term opportunities based on a broad range of market and economic conditions, and a combination of quantitative and fundamental evaluation.</p>	

■ U.S. Equity
 ■ Non-U.S. Equity
 ■ Fixed Income
 ■ Cash
 ■ Other

DESIGN YOUR OWN DIVERSIFIED PORTFOLIO

Some investors prefer the turnkey approach to asset allocation and may use one of the asset-allocation portfolios that aligns with their investment objectives. Others prefer to mix and match individual investment options to create their own customized asset allocation strategies. For those investors, we offer a broad array of investment options.

The next two pages list the investment options available by their broad asset classes.

Work with your financial professional for help evaluating the diverse set of investment options that will help you meet your long-term investment objectives.

Plan for the Future You Envision with a Pacific Life Variable Annuity

Consult with your financial professional to begin creating a plan with investments designed to help you reach your unique financial goals.

¹U.S./Global Focus: Generally, a U.S.-focused investment will have an allocation to U.S.-based equity and fixed income that is greater than 60%. A global-focused investment will have an allocation to equity and fixed income, based outside the U.S., that is greater than 40%. Pie chart allocations reflect information as of 9/30/23 provided by Morningstar, Inc. Portfolio allocations can fluctuate and may change over time. Total allocation percentages may not equal 100% due to rounding.

INVESTMENT OPTIONS BY ASSET CLASS

As of November 1, 2023.

U.S. FIXED-INCOME FUNDS

Variable Annuity Fund Name	Net Fund Expense (%) ¹	Variable Annuity Illustration Date ²	Similarly Managed Mutual Fund ³	Mutual Fund Ticker	Morningstar Category ⁴
American Funds [®] IS American High-Income Trust SM	0.80	2/8/84	American High-Income Trust [®]	AHITX	High-Yield Bond
American Funds [®] IS The Bond Fund of America SM	0.71	1/2/96	The Bond Fund of America [®]	ABNDX	Intermediate Core Bond
American Funds [®] IS US Government Securities Fund SM	0.74	3/31/87	U.S. Government Securities Fund [®]	AMUSX	Intermediate Government
Aristotle Pacific Capital Core Income	0.74	5/1/15	Aristotle Core Income Fund	PLIAX	Intermediate Core-Plus Bond
Aristotle Pacific Capital Floating Rate Income	0.91	5/1/13	Aristotle Floating Rate Income Fund	PLFLX	Bank Loan
Aristotle Pacific Capital High Yield Bond	0.63	1/2/96	Aristotle High Yield Bond Fund	PLAHX	High-Yield Bond
Fidelity [®] VIP Government Money Market Portfolio	0.34	4/1/82	Fidelity [®] Money Market Fund	SPRXX	Money Market—Taxable
Fidelity [®] VIP Strategic Income	0.92	12/23/03	Fidelity [®] Strategic Income Fund	FADMX	Multisector Bond
Janus Henderson VIT Flexible Bond Portfolio	0.82	9/13/93	Janus Henderson Flexible Bond	JDFAX	Intermediate Core-Plus Bond
JPMorgan Intermediate Bond	0.63	11/1/21	JPMorgan Core Bond Fund	WOBDX	Intermediate Core Bond
Loomis Diversified Bond	0.65	5/1/06	50% Loomis Sayles Investment Grade Bond Fund, 50% Loomis Sayles Core Plus Bond Fund	LSIIX, NERYX	Intermediate Core-Plus Bond
Lord Abbett Bond Debenture Portfolio	0.89	12/3/01	Lord Abbett Bond Debenture Fund	LBNDX	Multisector Bond
Lord Abbett Total Return Portfolio	0.71	6/1/10	Lord Abbett Total Return	LTRAX	Intermediate Core-Plus Bond
PIMCO Inflation Managed	0.73	1/2/96	PIMCO Real Return Fund	PRTNX	Inflation-Protected Bond
PIMCO Managed Bond	0.63	5/1/03	PIMCO Total Return Fund	PTTAX	Intermediate Core-Plus Bond
PIMCO VIT Income Portfolio	0.92	4/29/16	PIMCO Income Fund	PONAX	Multisector Bond
T. Rowe Price Short Duration Bond	0.63	5/1/06	T. Rowe Price Short-Term Bond Fund	PRWBX	Short-Term Bond

NON-U.S. FIXED-INCOME FUNDS

Variable Annuity Fund Name	Net Fund Expense (%) ¹	Variable Annuity Illustration Date ²	Similarly Managed Mutual Fund ³	Mutual Fund Ticker	Morningstar Category ⁴
American Funds [®] IS Capital World Bond Fund SM	0.97	10/4/06	Capital World Bond Fund [®]	CWBFX	Global Bond
Principal Emerging Markets Debt	1.06	5/1/12	Principal Finissterre Emerging Markets Total Return Bond Fund	PFUMX	Emerging-Markets Bond
Templeton Global Bond VIP Fund	0.77	1/1/92	Templeton Global Bond Fund	TPINX	Global Bond

U.S. EQUITY FUNDS

Variable Annuity Fund Name	Net Fund Expense (%) ¹	Variable Annuity Illustration Date ²	Similarly Managed Mutual Fund ³	Mutual Fund Ticker	Morningstar Category ⁴
AB Small-Cap Value	0.99	5/1/03	AB Small Cap Value Portfolio	SCAVX	Small Value
American Century Value	0.87	10/2/00	American Century Large Company Value	ALVSX	Large Value
American Century VP Mid Cap Value	1.01	10/29/04	American Century Mid Cap Value	ACLAX	Mid-Cap Value
American Funds [®] IS Growth Fund SM	0.84	3/9/87	The Growth Fund of America [®]	AGTHX	Large Growth
American Funds [®] IS Growth-Income Fund SM	0.78	3/9/87	The Investment Company of America [®]	AIVSX	Large Blend
American Funds [®] IS Washington Mutual Investors Fund SM	0.75	7/5/01	Washington Mutual Investors Fund SM	AWSHX	Large Value

(continued on next page)

As of November 1, 2023.

U.S. EQUITY FUNDS *(continued)*

Variable Annuity Fund Name	Net Fund Expense (%) ¹	Variable Annuity Illustration Date ²	Similarly Managed Mutual Fund ³	Mutual Fund Ticker	Morningstar Category ⁴
BlackRock Equity Index	0.28	1/2/96	iShares S&P 500 Index	BSPIX	Large Blend
BlackRock Mid-Cap Equity	0.69	1/4/99	None	N/A	Mid-Cap Blend
BlackRock Small-Cap Index	0.57	1/4/99	iShares Russell 2000 Small-Cap Index	MDSKX	Small Blend
Boston Partners Mid-Cap Value	0.93	1/2/09	John Hancock Disciplined Value Mid Cap	JVMAX	Mid-Cap Value
ClearBridge Large-Cap Value	0.84	1/4/99	ClearBridge Large-Cap Value Fund	SINAX	Large Value
ClearBridge Variable Aggressive Growth Portfolio	1.07	11/1/99	ClearBridge Aggressive Growth Fund	SHRAX	Large Blend
Delaware Mid-Cap Growth	0.91	1/2/01	Delaware Ivy Mid Cap Growth	IYMIX	Mid-Cap Growth
FIAM LLC Large-Cap Growth	0.86	1/2/01	Fidelity Advisor [®] Equity Growth Fund	EQPGX	Large Growth
Fidelity [®] VIP Contrafund [®]	0.85	1/3/95	Fidelity [®] Contrafund [®] Fund	FCNTX	Large Growth
Franklin Rising Dividends VIP Fund	0.90	1/27/92	Franklin Rising Dividends Fund	FRDPX	Large Blend
Franklin/BlackRock Small-Cap Equity	0.91	5/2/05	None	N/A	Small Value
Janus Focused Growth	0.95	10/2/00	Janus Forty	JDCAX	Large Growth
JPMorgan Large-Cap Core	0.68	1/2/96	JPMorgan U.S. Equity	JMUEX	Large Blend
JPMorgan Value Advantage	0.89	5/1/13	JPMorgan Value Advantage Fund	JVAAX	Large Value
MFS [®] Growth	0.78	1/2/96	MFS [®] Growth Fund	MFEGX	Large Growth
MFS [®] Small-Cap Growth	0.84	4/17/96	MFS [®] New Discovery Fund	MNDAX	Small Growth
T. Rowe Price Dividend Growth	0.88	1/3/00	T. Rowe Price Dividend Growth	PRDGX	Large Blend

NON-U.S. EQUITY FUNDS

Variable Annuity Fund Name	Net Fund Expense (%) ¹	Variable Annuity Illustration Date ²	Similarly Managed Mutual Fund ³	Mutual Fund Ticker	Morningstar Category ⁴
American Funds [®] IS Capital World Growth and Income Fund SM	0.92	5/1/06	Capital World Growth and Income Fund [®]	CWGIX	Global Large-Stock Blend
American Funds [®] IS Global Growth Fund SM	0.91	4/30/97	New Perspective Fund	ANWPX	Global Large-Stock Growth
American Funds [®] IS Global Small Capitalization Fund SM	1.16	4/30/98	American Funds SMALLCAP World Fund [®]	SMCWX	Global Small/Mid Stock
American Funds [®] IS International Fund SM	1.03	5/1/90	EuroPacific Growth Fund [®]	AEPGX	Foreign Large Growth
American Funds [®] IS International Growth and Income Fund SM	1.05	11/18/08	International Growth and Income Fund SM	IGAAX	Foreign Large Blend
American Funds [®] IS New World Fund [®]	1.07	6/17/99	New World Fund [®]	NEWFX	Diversified Emerging Markets
ClearBridge International Growth	0.96	11/1/21	ClearBridge International Growth Fund	LMGNX	Foreign Large Growth
FIAM LLC International Small-Cap	1.12	5/1/06	Fidelity [®] International Small Cap Fund	FISMX	Foreign Small/Mid Blend
Franklin Mutual Global Discovery VIP Fund	1.18	11/8/96	Mutual Global Discovery Fund	TEDIX	Global Large-Stock Value
Invesco Emerging Markets	1.07	4/17/96	Invesco Developing Markets Fund	ODMAX	Diversified Emerging Markets
Invesco V.I. Global Fund	1.06	11/12/90	Invesco Global Fund	OPPAX	Global Large-Stock Growth
Invesco Oppenheimer V.I. International Growth Fund	1.25	5/13/92	Invesco Oppenheimer International Growth Fund	OIGAX	Foreign Large Growth
MFS [®] International Large-Cap	0.99	1/3/00	MFS [®] Institutional International Equity Fund	MIEIX	Foreign Large Blend
Wellington International Value	0.91	1/2/96	Hartford International Value Fund	HILAX	Foreign Large Value

ALTERNATIVE STRATEGIES FUNDS

Variable Annuity Fund Name	Net Fund Expense (%) ¹	Variable Annuity Illustration Date ²	Similarly Managed Mutual Fund ³	Mutual Fund Ticker	Morningstar Category ⁴
JPMorgan Hedged Equity	0.90	5/3/21	JPMorgan Hedged Equity Fund	JHEQX	Options Trading
Neuberger Berman AMT U.S. Equity Index PutWrite Strategy Portfolio	1.06	5/1/17	Neuberger Berman U.S. Equity Index PutWrite Strategy	NUPAX	Options Trading
PIMCO VIT CommodityRealReturn [®] Strategy Portfolio	1.39	6/30/04	PIMCO CommodityRealReturn [®] Strategy Fund	PCRAX	Commodities Broad Basket
VanEck VIP Global Resources Fund	1.33	9/1/89	VanEck Global Resource Fund	GHAAX	Natural Resources

SECTOR FUNDS

Variable Annuity Fund Name	Net Fund Expense (%) ¹	Variable Annuity Illustration Date ²	Similarly Managed Mutual Fund ³	Mutual Fund Ticker	Morningstar Category ⁴
BlackRock Health Sciences	1.14	1/2/01	BlackRock Health Sciences Opportunities Portfolio	SHSAX	Health
Delaware Ivy VIP Energy	1.23	5/1/06	Ivy Energy Fund	IEYAX	Equity Energy
Invesco [®] V.I. Global Real Estate Fund	1.27	3/31/98	Invesco Global Real Estate Fund	AGREX	Global Real Estate
MFS [®] Technology	1.14	1/2/01	MFS [®] Technology Fund	MTCAX	Technology
MFS [®] Utilities Series	1.03	1/3/95	MFS [®] Utilities Fund	MMUFX	Utilities
Principal Real Estate	0.98	1/4/99	Principal Real Estate Securities	PRRAX	Real Estate

ASSET-ALLOCATION/BALANCED FUNDS

Variable Annuity Fund Name	Net Fund Expense (%) ¹	Variable Annuity Illustration Date ²	Similarly Managed Mutual Fund ³	Mutual Fund Ticker	Morningstar Category ⁴
American Funds [®] IS Asset Allocation Fund SM	0.80	8/1/89	None	N/A	Moderate Allocation
American Funds [®] IS Capital Income Builder [®] Fund SM	0.77	5/1/14	Capital Income Builder [®]	CAIBX	Global Allocation
American Funds [®] IS Global Balanced Fund SM	1.00	5/2/11	American Funds Global Balanced Fund SM	GBLAX	Global Allocation
American Funds [®] IS Managed Risk Asset Allocation Fund SM	0.90	9/28/12	None	N/A	Moderate Allocation
Avantis Balanced Allocation	0.69	5/1/16	None	N/A	Moderate Allocation
BlackRock 60/40 Target Allocation ETF V.I. Fund	0.33	5/1/14	BlackRock 60/40 Target Allocation	BIGPX	Moderate Allocation
BlackRock Global Allocation V.I. Fund	1.01	3/24/95	BlackRock Global Allocation Fund	MDLOX	Global Allocation
Delaware Ivy VIP Asset Strategy	0.87	5/1/95	Delaware Ivy Asset Strategy Fund	WASAX	Global Allocation
Fidelity [®] VIP FundsManager [®] 60% ⁵	0.90	9/1/07	None	N/A	Moderate Allocation
First Trust/Dorsey Wright Tactical Core Portfolio	1.30	10/30/15	None	N/A	Moderately Aggressive Allocation
First Trust Multi Income Allocation Portfolio	1.20	5/1/14	None	N/A	Moderately Conservative Allocation
First Trust/Dow Jones Dividend & Income Allocation Portfolio	1.20	5/1/12	None	N/A	Moderate Allocation
Franklin Allocation VIP Fund	0.92	7/31/07	None	N/A	Moderate Allocation
Franklin Income VIP Fund	0.71	5/1/93	Franklin Income	FKINX	Moderately Conservative Allocation
Invesco [®] V.I. Balanced-Risk Allocation Fund	1.13	1/31/09	Invesco Balanced-Risk Allocation Fund	ABRZX	Tactical Allocation
Invesco [®] V.I. Equity and Income Fund	0.82	4/30/03	Invesco Equity and Income Fund	ACEIX	Moderate Allocation
Janus Henderson VIT Balanced Portfolio	0.86	9/13/93	Janus Henderson Balanced Fund	JDBAX	Moderate Allocation
MFS [®] Total Return Series	0.86	1/3/95	MFS [®] Total Return Fund	MSFRX	Moderate Allocation
PIMCO VIT All Asset Portfolio	1.64	7/31/02	PIMCO All Asset Fund	PASAX	Tactical Allocation

(continued on next page)

As of November 1, 2023.

ASSET-ALLOCATION/BALANCED FUNDS *(continued)*

Variable Annuity Fund Name	Net Fund Expense (%) ¹	Variable Annuity Illustration Date ²	Similarly Managed Mutual Fund ³	Mutual Fund Ticker	Morningstar Category ⁴
PLFA ESG Diversified	0.82	5/3/21	None	N/A	Moderate Allocation
PLFA ESG Diversified Growth	0.79	11/1/21	None	N/A	Moderately Aggressive Allocation
PLFA Pacific Dynamix [®] Conservative-Growth ⁶	0.59	5/1/09	None	N/A	Moderately Conservative Allocation
PLFA Pacific Dynamix [®] Moderate-Growth ⁶	0.59	5/1/09	None	N/A	Moderate Allocation
PLFA Pacific Dynamix [®] Growth ⁶	0.59	5/1/09	None	N/A	Moderately Aggressive Allocation
PLFA Portfolio Optimization Conservative	0.84	5/1/11	Aristotle Portfolio Optimization Conservative Fund	POAAX	Conservative Allocation
PLFA Portfolio Optimization Moderate-Conservative	0.85	5/1/11	Aristotle Portfolio Optimization Moderate-Conservative Fund	POBAX	Moderately Conservative Allocation
PLFA Portfolio Optimization Moderate	0.88	5/1/11	Aristotle Portfolio Optimization Moderate Fund	POCAX	Moderate Allocation
PLFA Portfolio Optimization Growth	0.92	5/1/11	Aristotle Portfolio Optimization Growth Fund	PODAX	Moderate Allocation
PLFA Portfolio Optimization Aggressive-Growth	0.96	5/1/11	Aristotle Portfolio Optimization Aggressive-Growth Fund	POEAX	Moderately Aggressive Allocation
State Street Total Return V.I.S. Fund	0.95	7/31/85	None	N/A	Moderate Allocation

¹Net operating expenses are as of the most recent prospectus date and are subject to change. These expenses are assessed annually as a percentage of each fund's average daily net assets. Net operating expenses reflect waivers, reductions, and reimbursements. The table does not reflect expenses and charges that are, or may be, imposed under the variable annuity contract.

²Variable Annuity Illustration Date refers to the earliest date a hypothetical illustration can be run on the variable annuity portfolio. Variable annuity illustrations can be run on the Financial Professionals website at PacificLife.com.

³The money managers listed also may offer retail mutual funds. Although some funds may have names or investment goals that resemble retail mutual funds managed by the same money manager, these funds may not have the same underlying holdings as the retail mutual funds. Fees may vary between the variable annuity investment options and the similarly managed mutual funds. Investment results may be higher or lower.

⁴Morningstar Categories are as of 4/30/2023.

⁵Fidelity[®] VIP FundsManager[®] 60%: FMR Co., Inc (FMRC) has contractually agreed to waive 0.05% of each fund's management fee. This arrangement will remain in effect through April 30, 2024. In addition, Fidelity Management & Research Company (FMR) has contractually agreed to reimburse 0.10% of class-level expenses for Service Class and Service Class 2. This arrangement will remain in effect for at least one year from the effective date of the prospectus, and will remain in effect thereafter as long as Service Class and Service Class 2 continue to be sold to unaffiliated insurance companies. If Service Class and Service Class 2 are no longer sold to unaffiliated insurance companies, FMR, in its sole discretion, may discontinue the arrangement.

⁶PLFA Pacific Dynamix[®] Portfolios: Net expenses reflect a contractual expense cap in place through April 30, 2024. There is no guarantee that expenses will continue to be capped after that date. Does not include contract-level charges. A fund-of-funds involves direct expenses for each fund and indirect expenses for the underlying funds.

Russell[®] is a trademark of the London Stock Exchange Group plc and its companies ("LSE Group") and has been licensed for use by Pacific Select Fund ("PSF"). The LSE Group makes no claim, prediction, warranty or representation as to the results to be obtained from a PSF portfolio or to the content of this communication. The Statement ains additional information on the limited relationship between Russell/LSE Group and PSF.



AWARD-WINNING CUSTOMER SERVICE¹

Pacific Life provides support to help you achieve your retirement goals.

Personal Customer Service

(800) 722-4448

(800) 748-6907 in New York

Call our toll-free number to access account information via our automated line or to speak directly with an annuity specialist.

PacificLife.com

Go online and under the heading “Login,” select “Annuities.” To view your account information, select “Client Annuities.”

¹Recipient of multiple DALBAR Service Awards since 1997. Refer to DALBAR.com for more information regarding awards, certifications, and rankings.

Pacific Life, its affiliates, their distributors, and respective representatives do not provide tax, accounting, or legal advice. Any taxpayer should seek advice based on the taxpayer's particular circumstances from an independent tax advisor or attorney.

Pacific Life is a product provider. It is not a fiduciary and therefore does not give advice or make recommendations regarding insurance or investment products.

This material is for informational purposes only and does not constitute investment advice or a recommendation.

This material must be preceded or accompanied by the product prospectus. Contact your financial professional or visit PacificLife.com for more information, including product and underlying fund prospectuses that contain more complete information about Pacific Life and a variable annuity's risks, charges, limitations, and expenses, as well as the risks, charges, expenses, and investment goals of the underlying investment options. Read them carefully before investing.

Under current law, a nonqualified annuity that is owned by an individual is generally entitled to tax deferral. IRAs and qualified plans—such as 401(k)s and 403(b)s—are already tax-deferred. Therefore, a deferred annuity should be used only to fund an IRA or qualified plan to benefit from the annuity's features other than tax deferral. These include lifetime income, death benefit options, and the ability to transfer among investment options without sales or withdrawal charges.

Although some funds may have names or investment goals that resemble retail mutual funds managed by the same money manager, these funds may not have the same underlying holdings or performance as the retail mutual funds. Investment results may be higher or lower.

Unless otherwise noted, all aforementioned money managers, their distributors, and affiliates are unaffiliated with Pacific Life and Pacific Select Distributors, LLC.

Pacific Life Fund Advisors LLC (PLFA), a wholly owned subsidiary of Pacific Life Insurance Company, is the investment adviser to the Pacific Select Fund (PSF). PLFA directly manages the PSF funds-of-funds.

Investment Guard is named "Guaranteed Minimum Accumulation Benefit" in the contract rider.

Pacific Life refers to Pacific Life Insurance Company and its affiliates, including Pacific Life & Annuity Company. Insurance products can be issued in all states, except New York, by Pacific Life Insurance Company or Pacific Life & Annuity Company. In New York, insurance products are only issued by Pacific Life & Annuity Company. Product/material availability and features may vary by state. Each insurance company is solely responsible for the financial obligations accruing under the products it issues.

Insurance product and rider guarantees, including optional benefits and any fixed crediting rates or annuity payout rates, are backed by the financial strength and claims-paying ability of the issuing insurance company and do not protect the value of the variable investment options. They are not backed by the broker/dealer from which this annuity is purchased, by the insurance agency from which this annuity is purchased, or any affiliates of those entities, and none makes any representations or guarantees regarding the claims-paying ability of the issuing insurance company.

Variable insurance products are distributed by **Pacific Select Distributors, LLC** (member FINRA & SIPC), a subsidiary of Pacific Life Insurance Company and an affiliate of Pacific Life & Annuity Company. Product availability and features may vary by state.

The home office for Pacific Life & Annuity Company is located in Phoenix, Arizona. The home office for Pacific Life Insurance Company is located in Omaha, Nebraska.

Contract Form Series: ICC22:10-1352, 10-17800, 10-178OR
Rider Series: ICC22:20-1356-A, ICC22:20-1356-B, ICC22:20-1357-A, ICC22:20-1357-B, ICC22:20-1358-A,
ICC22:20-1358-B, ICC22:20-1359-A, ICC22:20-1359-B, ICC22:20-1360-A,
ICC22:20-1360-B, ICC22:20-1361-A, ICC22:20-1361-B

State variations to contract form series and rider series may apply.

VAC0915NI-1123W

23 of 23